



*Total Solution Provider in Saw Device*

---

# SA463DM3

CDMA450 H-Band, Balanced RF-Rx SAW Filter  
Revision 0: January 2008



- Electrical Characteristics
  - Package Dimensions
  - Testing Environment
  - Frequency Characteristics
- 

**SAWNICS Inc.**

---

460 Cheonheung-ri, Seonggeo-eup, Cheonan-si, Chungcheongnam-do, 330-836 / Korea.  
Tel: +82 41 550 9372 / Fax: +82 41 550 9399 / [www.sawnics.com](http://www.sawnics.com)

## □ Electrical Characteristics

### Maximum Ratings

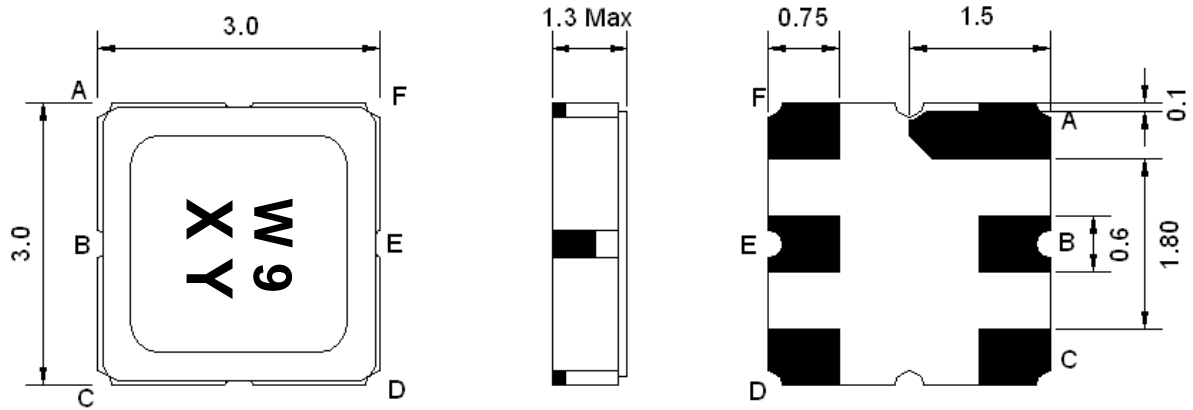
Parameters Description	Unit	Minimum	Typical	Maximum
Operating Temperature Range	°C	-30	-	+80
Storage Temperature Range	°C	-40	-	+85
Maximum DC Voltage	V	-	-	0
Maximum Input Power	dBm	-	-	25
Source Impedance (single ended) <sup>(1)</sup>	Ω	-	50	-
Load Impedance (balanced ended) <sup>(1)</sup>	Ω	-	100	-
Package type&size	M3			
Length x Width	mm <sup>2</sup>	-	3.0 x 3.0	-
Height	mm	-	-	1.3

### Electrical Specification

Parameters Description	Unit	Minimum	Typical	Maximum
Center Frequency (Fo)	MHz	-	463.5	-
Insertion Loss within 461.3 ~465.8 MHz	dB	-	2.4	4.0
<b>Stop Band Attenuation:</b>				
0.3 ~ 451.3 MHz	dB	35	50	-
451.3 ~ 455.8 MHz	dB	35	50	-
485.0 ~ 507.5 MHz	dB	40	50	-
507.5 ~ 1200.0 MHz	dB	40	55	-
1200.0 ~ 2000.0 MHz	dB	35	50	-
VSWR in 461.3 ~ 465.8 MHz	dB	-	2.1	2.5

**Notes :** (1) No Matching Network .

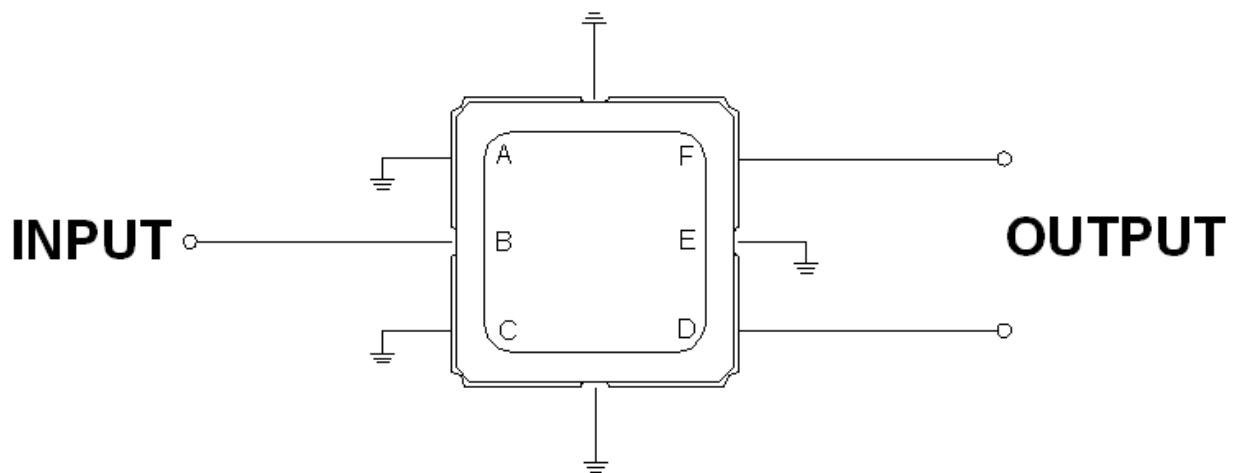
**Package Dimensions**



Marking Descriptions	
W	CDMA450 Application
9	Series Number
X	Date Code(Year)
Y	Date Code(Month)

Pin Description	
A, C, E	Ground
B	In
D, F	Out

**Testing Environment**

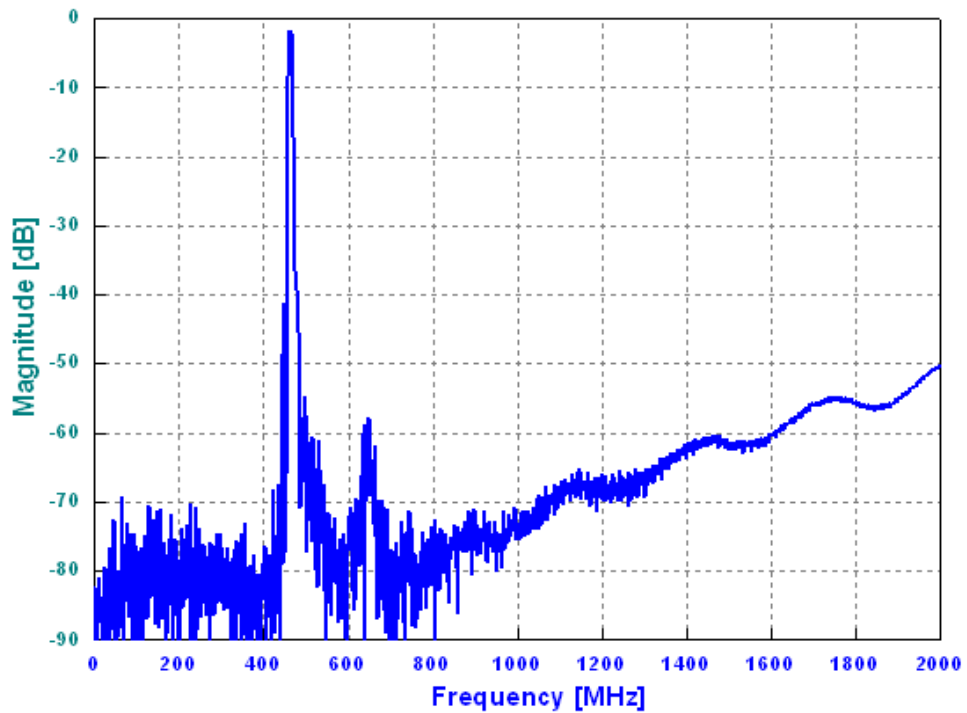
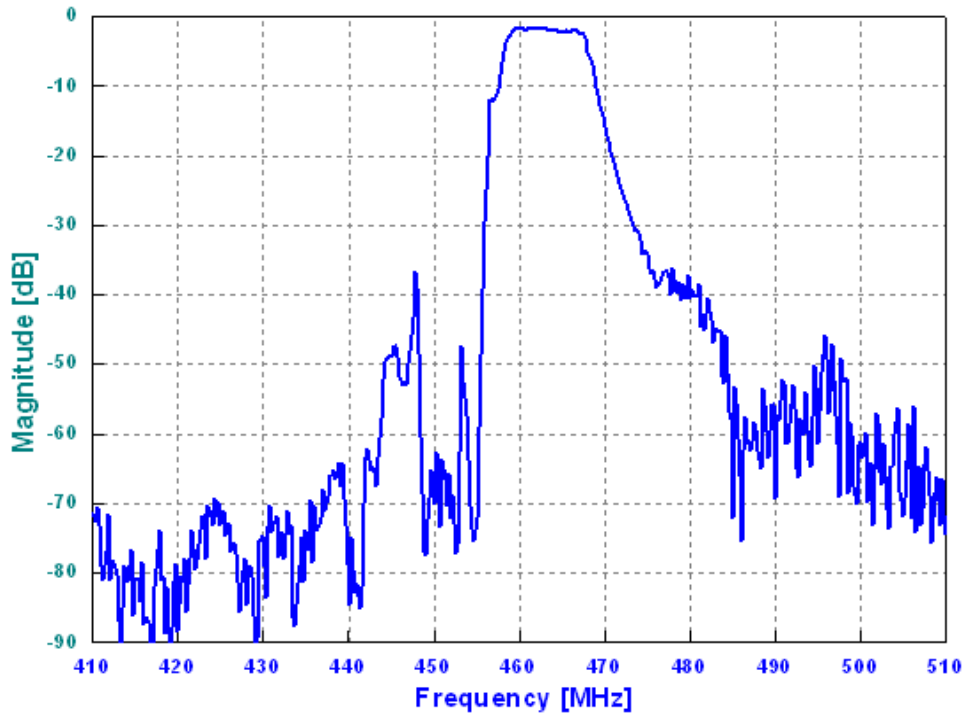


Source Impedance: 50 Ω

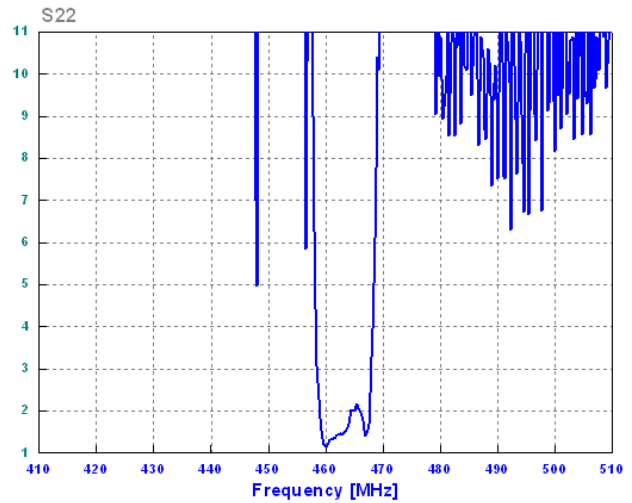
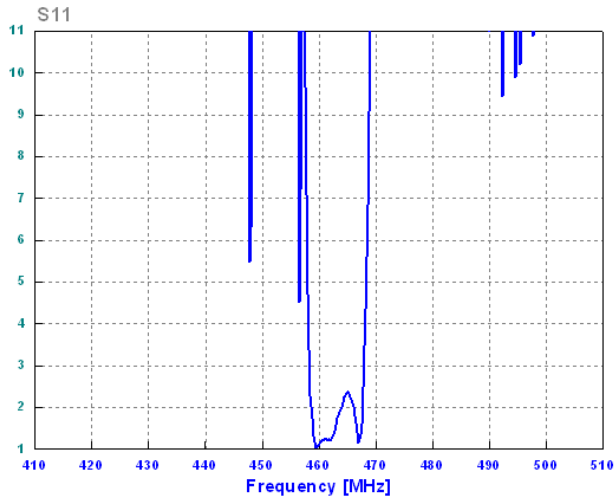
Load Impedance: 100 Ω

**□ Frequency Characteristics**

Frequency Response



### VSWR



### Smith Chart

